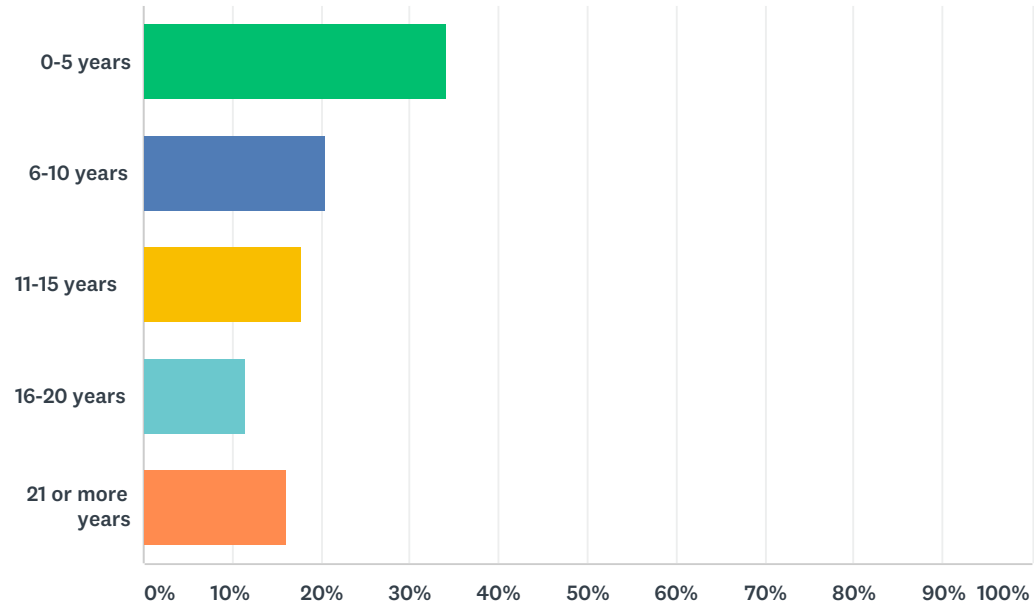


Q1 How long have you lived in Standish-Ericsson?

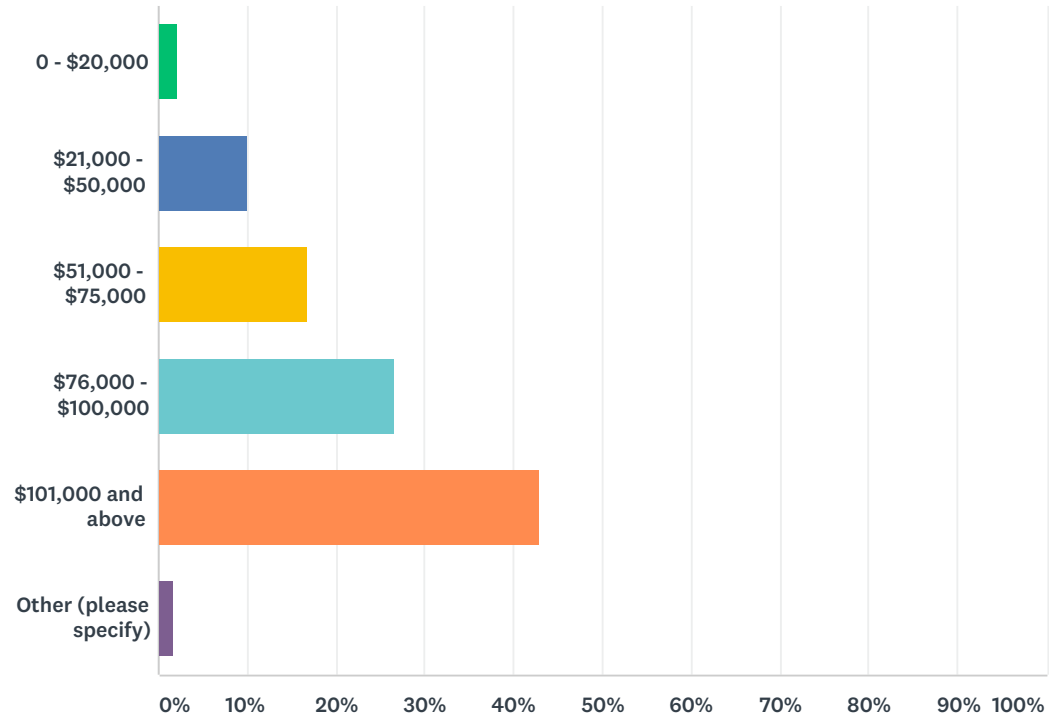
Answered: 243 Skipped: 0



ANSWER CHOICES	RESPONSES	
0-5 years	34.16%	83
6-10 years	20.58%	50
11-15 years	17.70%	43
16-20 years	11.52%	28
21 or more years	16.05%	39
TOTAL		243

Q2 What is your annual household income?

Answered: 238 Skipped: 5

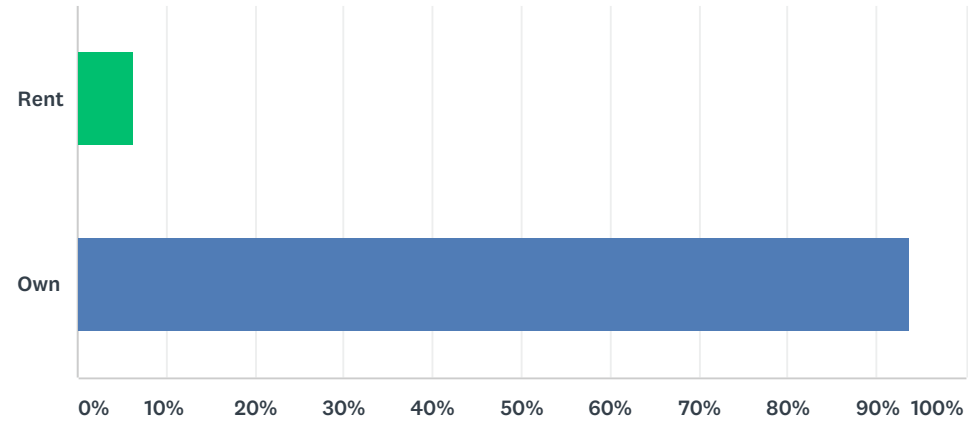


ANSWER CHOICES	RESPONSES	
0 - \$20,000	2.10%	5
\$21,000 - \$50,000	10.08%	24
\$51,000 - \$75,000	16.81%	40
\$76,000 - \$100,000	26.47%	63
\$101,000 and above	42.86%	102
Other (please specify)	1.68%	4
TOTAL		238

#	OTHER (PLEASE SPECIFY)	DATE
1	will not answer	2/19/2018 9:43 AM
2	not posting	2/8/2018 6:46 PM
3	Prefer not to disclose	2/6/2018 8:31 PM
4	none of your business	2/6/2018 5:23 PM

Q3 Do you rent or own your residence

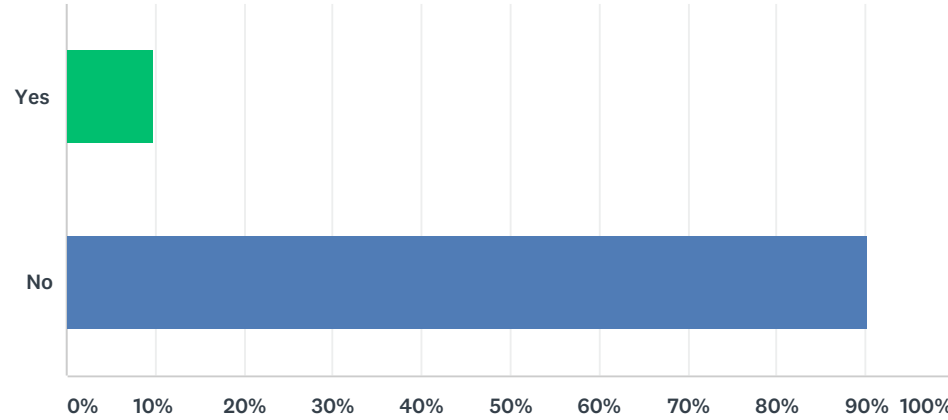
Answered: 243 Skipped: 0



ANSWER CHOICES	RESPONSES	
Rent	6.17%	15
Own	93.83%	228
TOTAL		243

Q4 Do you own or operate a business in the neighborhood?

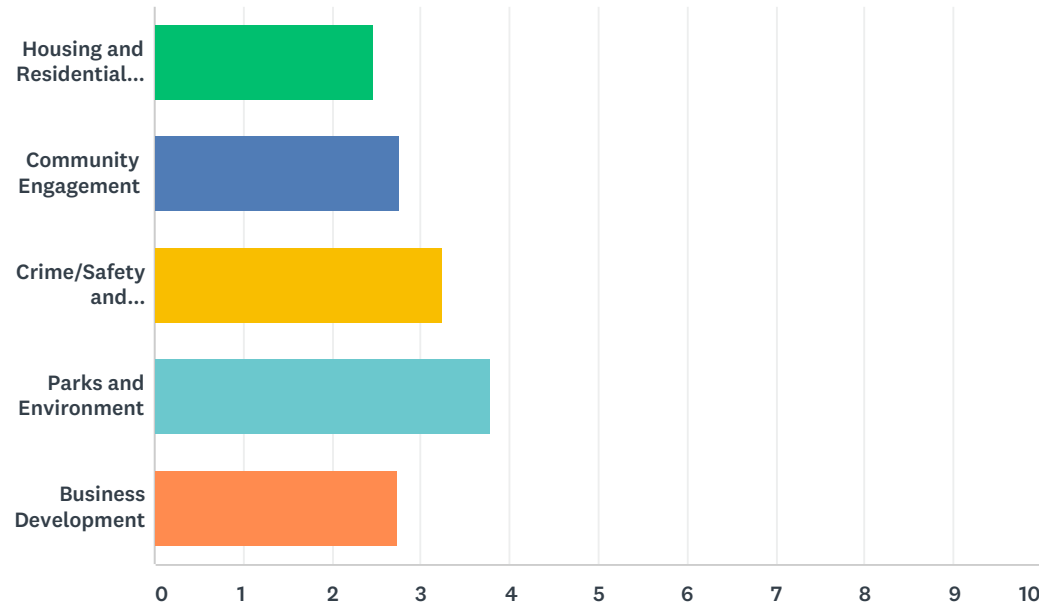
Answered: 243 Skipped: 0



ANSWER CHOICES	RESPONSES	
Yes	9.88%	24
No	90.12%	219
TOTAL		243

Q5 The 2018 SENA program budget as allocated \$192,500 for the following priorities. Please rank them in order of importance.

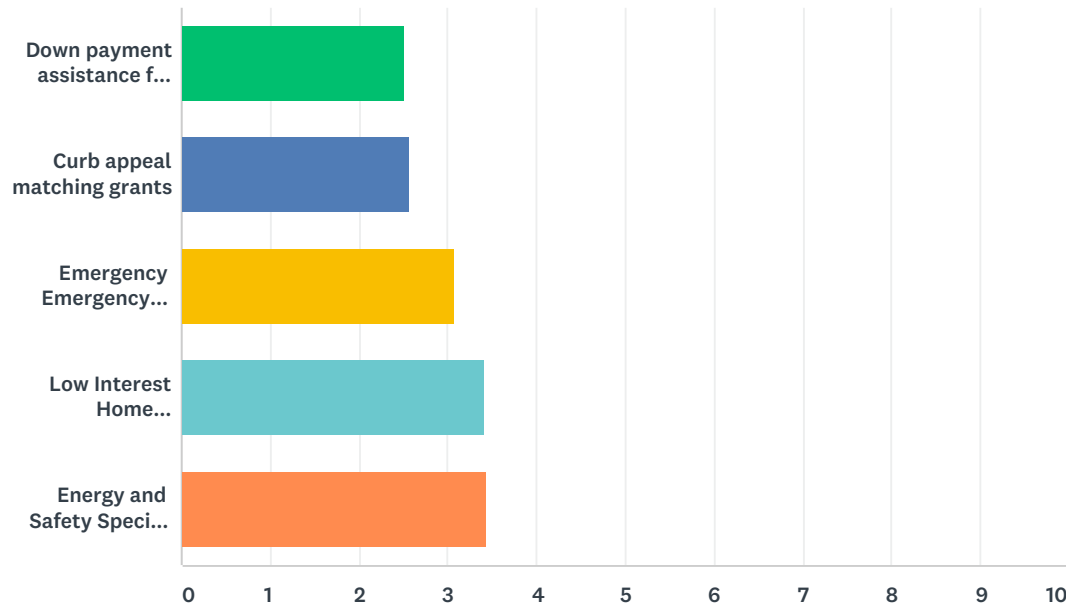
Answered: 240 Skipped: 3



	1	2	3	4	5	TOTAL	SCORE
Housing and Residential Development	14.77% 35	14.35% 34	11.81% 28	21.52% 51	37.55% 89	237	2.47
Community Engagement	11.76% 28	18.91% 45	22.69% 54	27.73% 66	18.91% 45	238	2.77
Crime/Safety and Transportation	23.63% 56	21.94% 52	24.05% 57	16.03% 38	14.35% 34	237	3.24
Parks and Environment	37.50% 90	27.92% 67	17.50% 42	9.58% 23	7.50% 18	240	3.78
Business Development	12.66% 30	17.30% 41	24.05% 57	24.47% 58	21.52% 51	237	2.75

Q6 Please rank the following strategies for Housing and Development, based on how you would like to see available funds distributed:

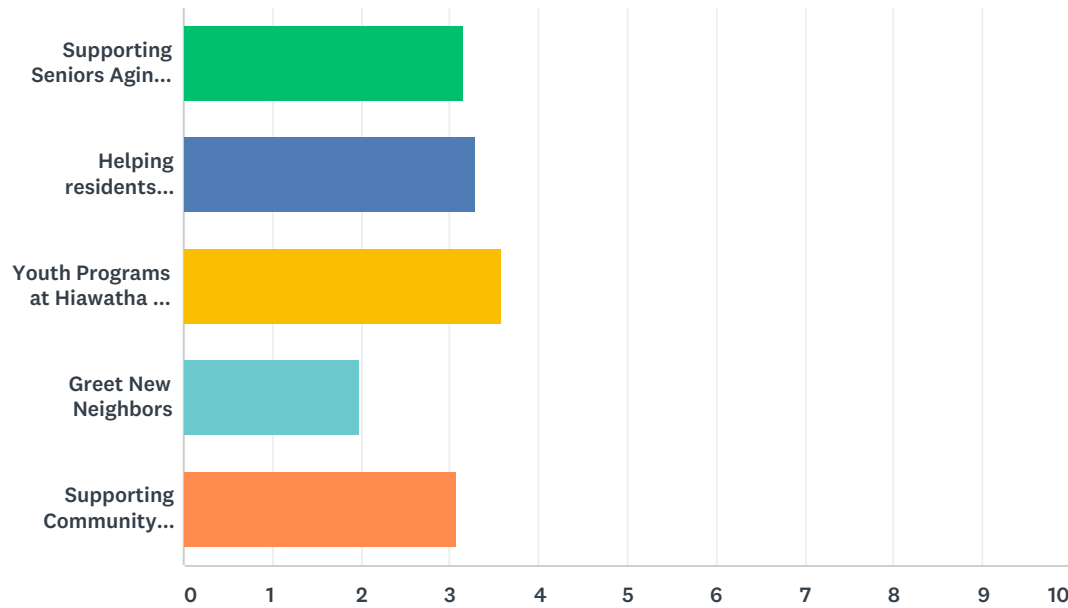
Answered: 241 Skipped: 2



	1	2	3	4	5	TOTAL	SCORE
Down payment assistance for low/moderate income home buyers	19.67% 47	10.04% 24	12.55% 30	17.99% 43	39.75% 95	239	2.52
Curb appeal matching grants	15.74% 37	16.17% 38	14.04% 33	17.87% 42	36.17% 85	235	2.57
Emergency Emergency Repair	15.48% 37	20.50% 49	30.13% 72	24.69% 59	9.21% 22	239	3.08
Low Interest Home Improvement Loans	24.58% 59	26.67% 64	21.25% 51	21.67% 52	5.83% 14	240	3.42
Energy and Safety Specific Home Improvement Matching Grants	25.10% 60	27.20% 65	22.18% 53	17.15% 41	8.37% 20	239	3.44

Q7 Please rank the following strategies for Community Engagement, based on how you would like to see available funds distributed:

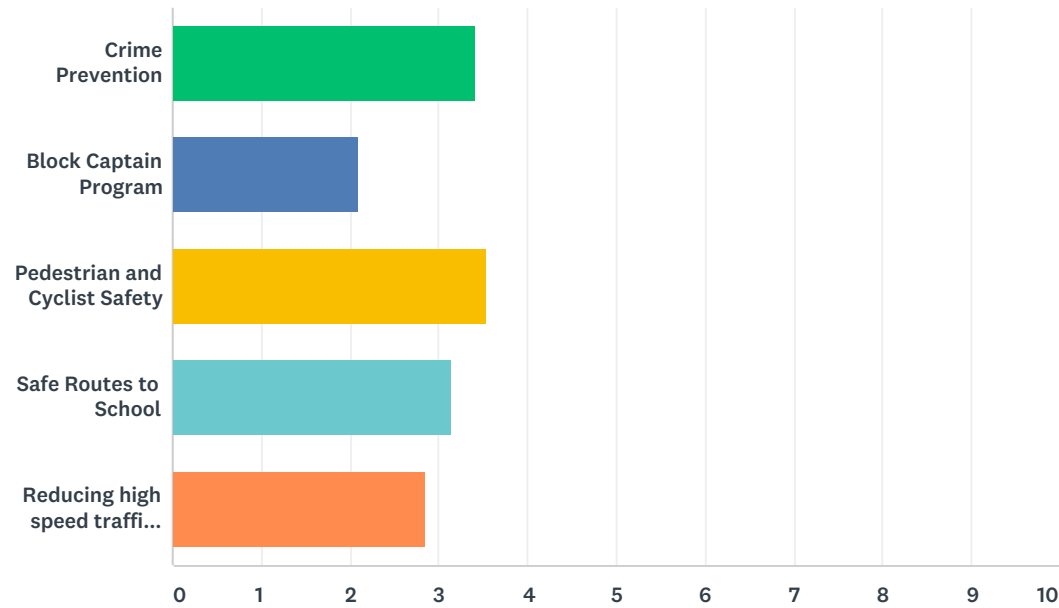
Answered: 242 Skipped: 1



	1	2	3	4	5	TOTAL	SCORE
Supporting Seniors Aging in Place	25.94% 62	19.25% 46	14.23% 34	24.69% 59	15.90% 38	239	3.15
Helping residents gather, do projects and communicate at block level	21.34% 51	22.18% 53	28.03% 67	19.67% 47	8.79% 21	239	3.28
Youth Programs at Hiawatha and Sibley Parks	30.42% 73	28.75% 69	19.17% 46	10.42% 25	11.25% 27	240	3.57
Greet New Neighbors	6.33% 15	8.86% 21	13.08% 31	20.68% 49	51.05% 121	237	1.99
Supporting Community Events	16.95% 40	21.61% 51	25.00% 59	24.15% 57	12.29% 29	236	3.07

Q8 Please rank the following strategies for Safety and Transportation, based on how you would like to see available funds distributed:

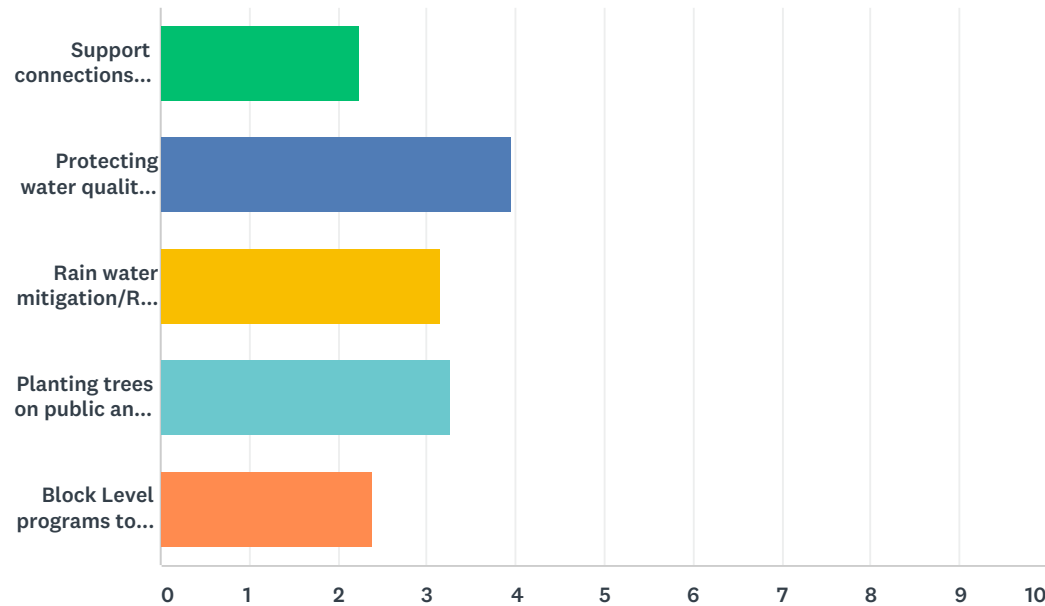
Answered: 241 Skipped: 2



	1	2	3	4	5	TOTAL	SCORE
Crime Prevention	37.34% 90	16.60% 40	14.52% 35	13.69% 33	17.84% 43	241	3.42
Block Captain Program	5.51% 13	10.59% 25	12.71% 30	30.51% 72	40.68% 96	236	2.10
Pedestrian and Cyclist Safety	26.36% 63	30.54% 73	19.67% 47	17.99% 43	5.44% 13	239	3.54
Safe Routes to School	16.39% 39	23.95% 57	28.15% 67	20.17% 48	11.34% 27	238	3.14
Reducing high speed traffic on 42nd and 38th Streets	14.83% 35	18.64% 44	25.42% 60	17.80% 42	23.31% 55	236	2.84

Q9 Please rank the following strategies for Parks and Environment, based on how you would like to see available funds distributed:

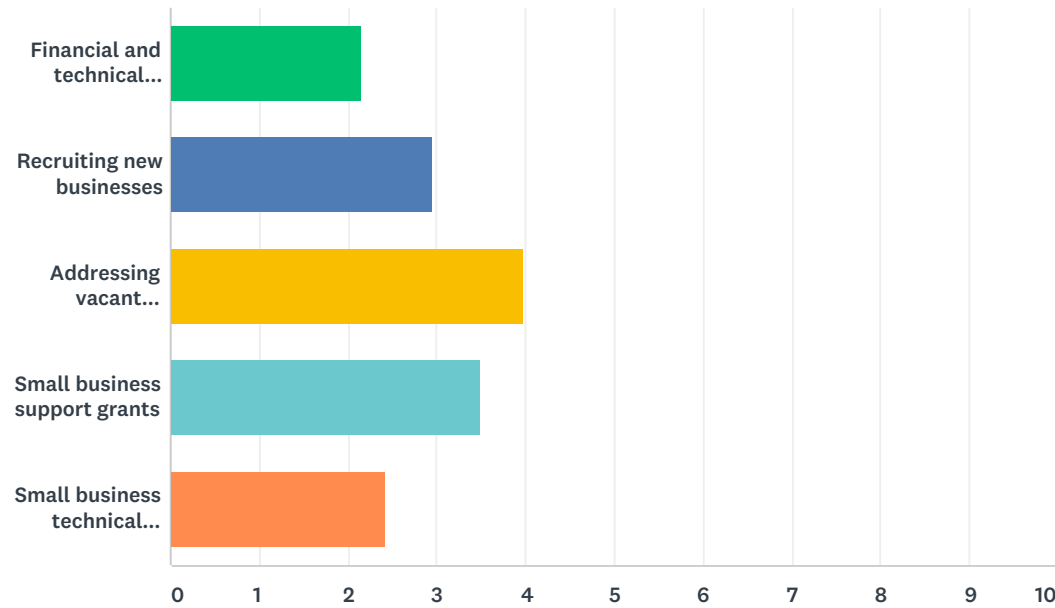
Answered: 242 Skipped: 1



	1	2	3	4	5	TOTAL	SCORE
Support connections with other groups, i.e., Friend of Lake Hiawatha	8.37% 20	14.23% 34	12.97% 31	20.50% 49	43.93% 105	239	2.23
Protecting water quality in Lake Hiawatha and Minnehaha Creek	44.81% 108	25.73% 62	13.69% 33	12.03% 29	3.73% 9	241	3.96
Rain water mitigation/Rain Gardens	11.67% 28	26.25% 63	36.67% 88	17.50% 42	7.92% 19	240	3.16
Planting trees on public and private property	24.69% 59	22.59% 54	19.67% 47	20.08% 48	12.97% 31	239	3.26
Block Level programs to protect natural resources	10.08% 24	11.34% 27	17.65% 42	29.41% 70	31.51% 75	238	2.39

Q10 Please rank the following strategies for Business Development, based on how you would like to see available funds distributed:

Answered: 240 Skipped: 3



	1	2	3	4	5	TOTAL	SCORE
Financial and technical support for West of the Rail Business Association	9.75% 23	6.36% 15	16.53% 39	25.00% 59	42.37% 100	236	2.16
Recruiting new businesses	13.68% 32	26.07% 61	21.37% 50	18.80% 44	20.09% 47	234	2.94
Addressing vacant commercial properties	48.75% 117	20.83% 50	15.00% 36	10.00% 24	5.42% 13	240	3.98
Small business support grants	25.10% 60	28.87% 69	22.18% 53	18.83% 45	5.02% 12	239	3.50
Small business technical support	2.94% 7	17.65% 42	25.21% 60	27.31% 65	26.89% 64	238	2.42